



灰

The character '灰' (gray) is written with 6 strokes. Stroke 1 is the top horizontal line. Stroke 2 is the left vertical line. Stroke 3 is the diagonal line from the top right to the middle left. Stroke 4 is the diagonal line from the top right to the bottom left. Stroke 5 is the diagonal line from the top left to the middle right. Stroke 6 is the bottom horizontal line.


拡

The character '拡' (expand) is written with 7 strokes. Stroke 1 is the top horizontal line. Stroke 2 is the left vertical line. Stroke 3 is the diagonal line from the top right to the middle left. Stroke 4 is the diagonal line from the top right to the bottom left. Stroke 5 is the diagonal line from the top left to the middle right. Stroke 6 is the bottom horizontal line. Stroke 7 is the right vertical line.


革

The character '革' (leather) is written with 8 strokes. Stroke 1 is the top horizontal line. Stroke 2 is the left vertical line. Stroke 3 is the diagonal line from the top right to the middle left. Stroke 4 is the diagonal line from the top right to the bottom left. Stroke 5 is the diagonal line from the top left to the middle right. Stroke 6 is the bottom horizontal line. Stroke 7 is the right vertical line. Stroke 8 is the left vertical line.

閣

The character '閣' (tower) is written with 14 strokes. Stroke 1 is the top horizontal line. Stroke 2 is the left vertical line. Stroke 3 is the diagonal line from the top right to the middle left. Stroke 4 is the diagonal line from the top right to the bottom left. Stroke 5 is the diagonal line from the top left to the middle right. Stroke 6 is the bottom horizontal line. Stroke 7 is the right vertical line. Stroke 8 is the left vertical line. Stroke 9 is the diagonal line from the top right to the middle left. Stroke 10 is the diagonal line from the top right to the bottom left. Stroke 11 is the diagonal line from the top left to the middle right. Stroke 12 is the bottom horizontal line. Stroke 13 is the right vertical line. Stroke 14 is the left vertical line.


割

The character '割' (cut) is written with 12 strokes. Stroke 1 is the top horizontal line. Stroke 2 is the left vertical line. Stroke 3 is the diagonal line from the top right to the middle left. Stroke 4 is the diagonal line from the top right to the bottom left. Stroke 5 is the diagonal line from the top left to the middle right. Stroke 6 is the bottom horizontal line. Stroke 7 is the right vertical line. Stroke 8 is the left vertical line. Stroke 9 is the diagonal line from the top right to the middle left. Stroke 10 is the diagonal line from the top right to the bottom left. Stroke 11 is the diagonal line from the top left to the middle right. Stroke 12 is the bottom horizontal line.

株

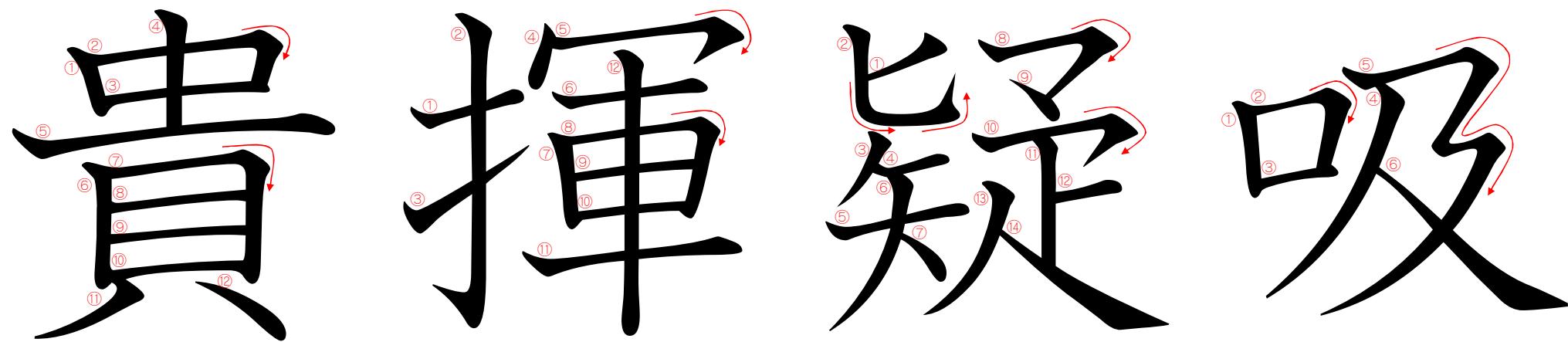
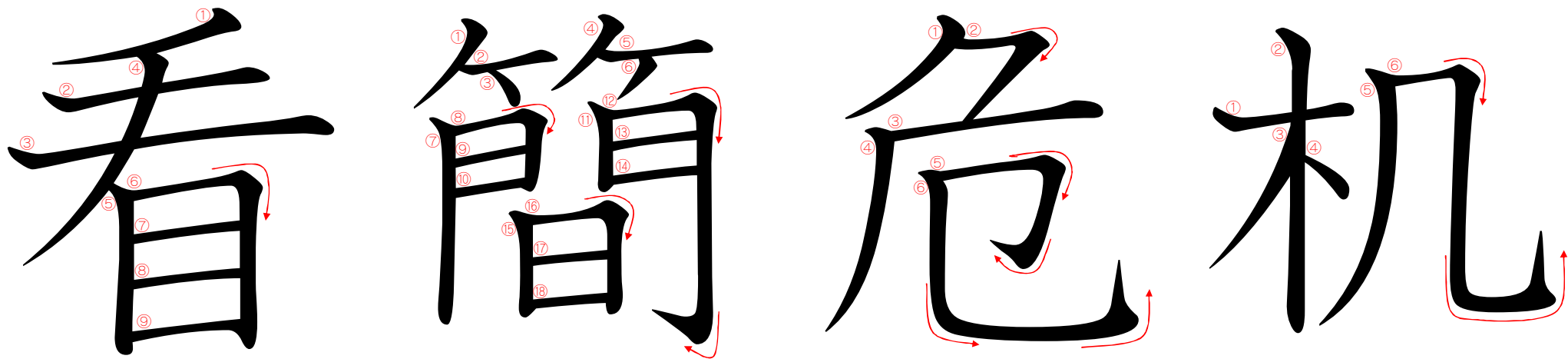
The character '株' (share) is written with 10 strokes. Stroke 1 is the top horizontal line. Stroke 2 is the left vertical line. Stroke 3 is the diagonal line from the top right to the middle left. Stroke 4 is the diagonal line from the top right to the bottom left. Stroke 5 is the diagonal line from the top left to the middle right. Stroke 6 is the bottom horizontal line. Stroke 7 is the right vertical line. Stroke 8 is the left vertical line. Stroke 9 is the diagonal line from the top right to the middle left. Stroke 10 is the diagonal line from the top right to the bottom left.

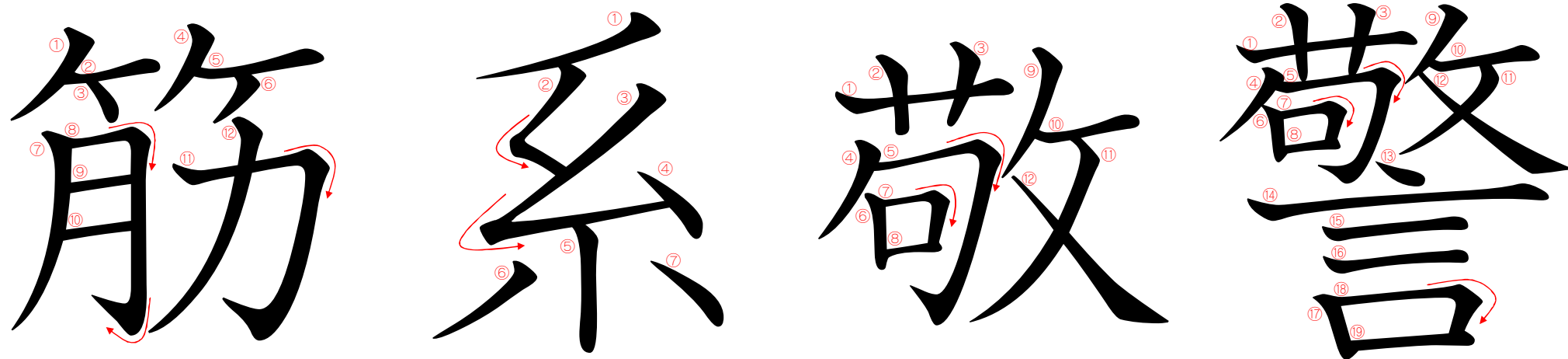
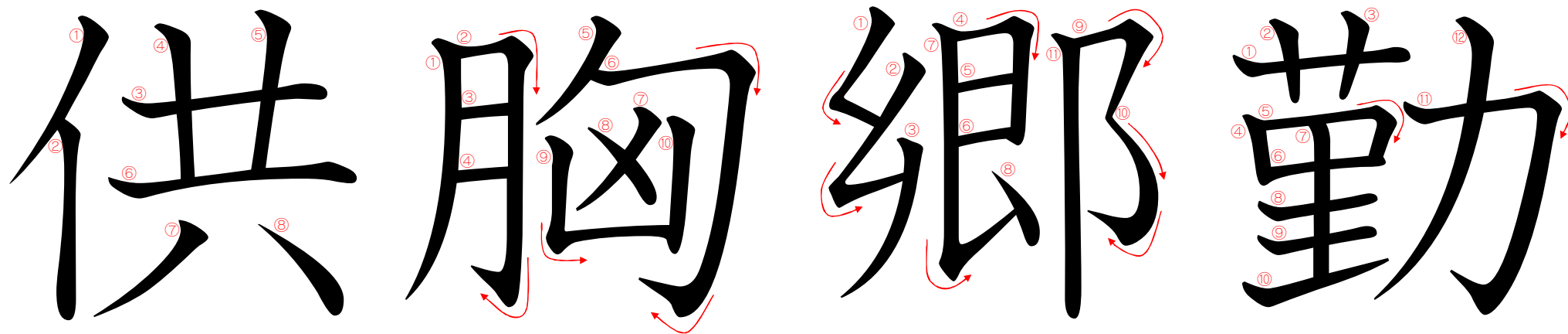
干

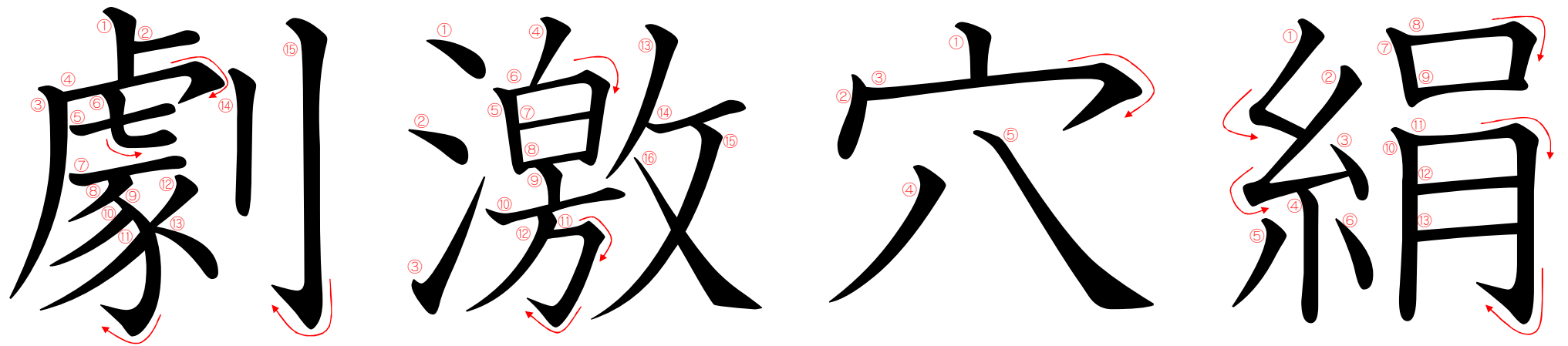
The character '干' (dry) is written with 3 strokes. Stroke 1 is the top horizontal line. Stroke 2 is the left vertical line. Stroke 3 is the right vertical line.


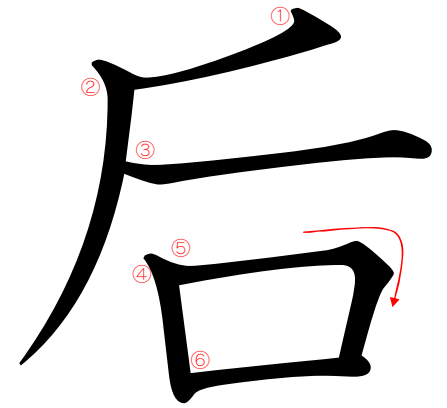


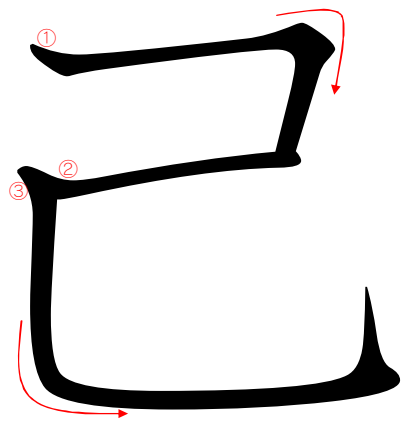
巻

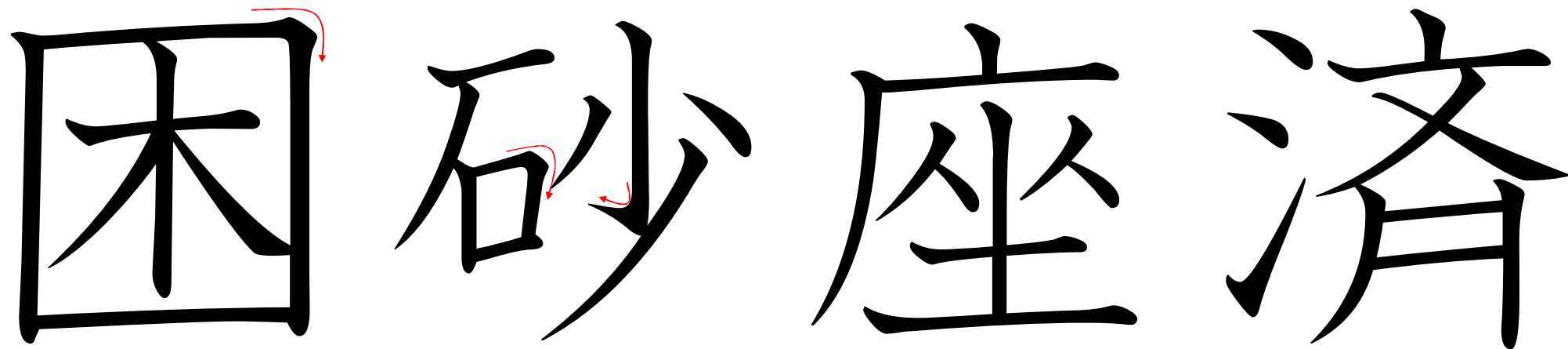
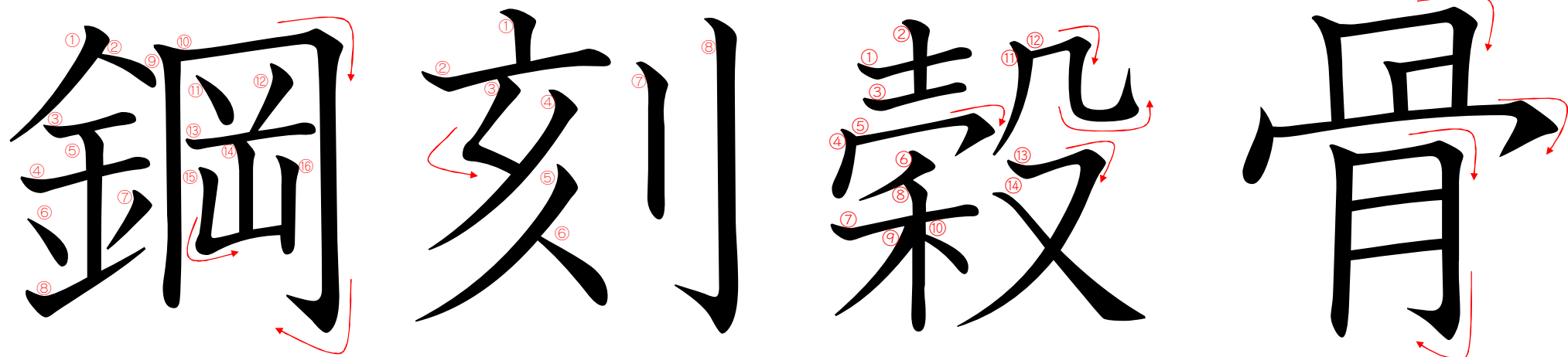
The character '巻' (roll) is written with 9 strokes. Stroke 1 is the top horizontal line. Stroke 2 is the left vertical line. Stroke 3 is the diagonal line from the top right to the middle left. Stroke 4 is the diagonal line from the top right to the bottom left. Stroke 5 is the diagonal line from the top left to the middle right. Stroke 6 is the bottom horizontal line. Stroke 7 is the right vertical line. Stroke 8 is the left vertical line. Stroke 9 is the diagonal line from the top right to the middle left.











裁 策 冊 蚕

至 私 姿 視



詞 誌 磁 射

捨 尺 若 樹

収 宗 就 衆

従 縦 縮 熟

純 処 署 諸

除 将 傷 障

城 蒸 針 仁

垂 推 寸 盛

聖 誠 宣 専

泉 洗 染 善

奏 窓 創 装

層 操 蔵 臈

存 尊 宅 担

探 誕 段 暖

値 宙 忠 著

庁 頂 潮 賃



痛 展 討 党

糖 届 難 乳

認 納 脳 派

揮 背 肺 俳

班 晚 否 批

秘 腹 奮 並

陞 閑 片 補

暮 宝 訪 亡

忘 棒 枚 幕

密 盟 模 訳

郵 優 幼 欲

習 乱 印 覧

裏 律 臨 朗

論