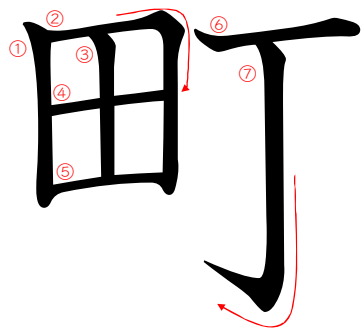






町

The character '町' is written in a bold, black, traditional style. Red numbers 1 through 7 and red arrows indicate the stroke order: 1. top-left vertical line down, 2. top horizontal line right, 3. top-right vertical line down, 4. middle horizontal line right, 5. bottom horizontal line right, 6. top-right vertical line down (continuation of stroke 3), 7. bottom-right vertical line down.

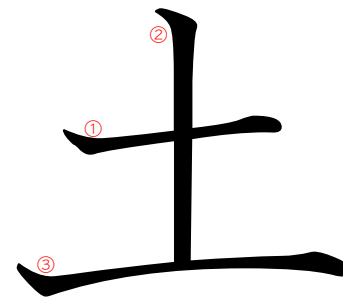
天

The character '天' is written in a bold, black, traditional style. Red numbers 1 through 4 and red arrows indicate the stroke order: 1. top horizontal line right, 2. middle horizontal line right, 3. top horizontal line right (continuation of stroke 1), 4. diagonal line down from the middle of stroke 3 to the bottom right.


田

The character '田' is written in a bold, black, traditional style. Red numbers 1 through 5 and red arrows indicate the stroke order: 1. top horizontal line right, 2. top horizontal line right (continuation of stroke 1), 3. top horizontal line right (continuation of stroke 2), 4. middle horizontal line right, 5. bottom horizontal line right.

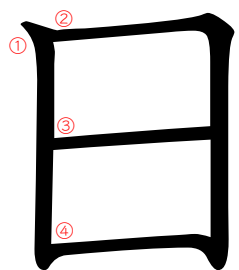
土

The character '土' is written in a bold, black, traditional style. Red numbers 1 through 3 and red arrows indicate the stroke order: 1. top horizontal line right, 2. top horizontal line right (continuation of stroke 1), 3. diagonal line down from the middle of stroke 2 to the bottom right.

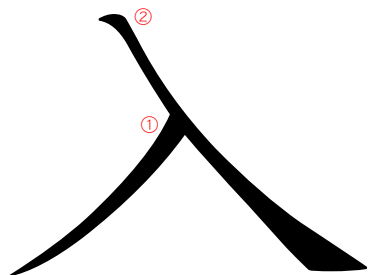
二

The character '二' is written in a bold, black, traditional style. Red numbers 1 and 2 and red arrows indicate the stroke order: 1. top horizontal line right, 2. bottom horizontal line right.


日

The character '日' is written in a bold, black, traditional style. Red numbers 1 through 4 and red arrows indicate the stroke order: 1. top horizontal line right, 2. top horizontal line right (continuation of stroke 1), 3. middle horizontal line right, 4. bottom horizontal line right.


入

The character '入' is written in a bold, black, traditional style. Red numbers 1 and 2 and red arrows indicate the stroke order: 1. diagonal line down from top left to bottom right, 2. diagonal line down from top right to bottom left.

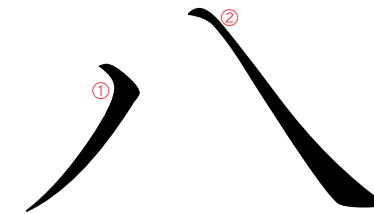
年

The character '年' is written in a bold, black, traditional style. Red numbers 1 through 6 and red arrows indicate the stroke order: 1. top horizontal line right, 2. top horizontal line right (continuation of stroke 1), 3. diagonal line down from the middle of stroke 2 to the bottom right, 4. middle horizontal line right, 5. bottom horizontal line right, 6. diagonal line down from the middle of stroke 5 to the bottom right.

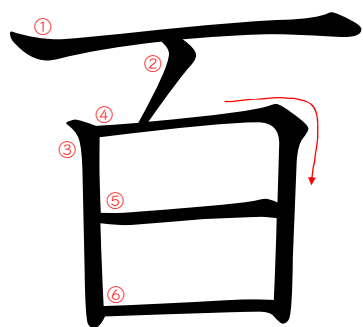
白

The character '白' is written in a bold, black, traditional style. Red numbers 1 through 5 and red arrows indicate the stroke order: 1. top horizontal line right, 2. top horizontal line right (continuation of stroke 1), 3. diagonal line down from the middle of stroke 2 to the bottom right, 4. middle horizontal line right, 5. bottom horizontal line right.

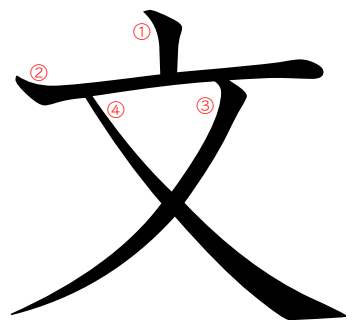
八

The character '八' is written in a bold, black, traditional style. Red numbers 1 and 2 and red arrows indicate the stroke order: 1. diagonal line down from top left to bottom right, 2. diagonal line down from top right to bottom left.


百

The character '百' is written in a bold, black, traditional style. Red numbers 1 through 6 and red arrows indicate the stroke order: 1. top horizontal line right, 2. top horizontal line right (continuation of stroke 1), 3. diagonal line down from the middle of stroke 2 to the bottom right, 4. middle horizontal line right, 5. bottom horizontal line right, 6. diagonal line down from the middle of stroke 5 to the bottom right.


文

The character '文' is written in a bold, black, traditional style. Red numbers 1 through 4 and red arrows indicate the stroke order: 1. top horizontal line right, 2. top horizontal line right (continuation of stroke 1), 3. diagonal line down from the middle of stroke 2 to the bottom right, 4. diagonal line down from the middle of stroke 3 to the bottom right.

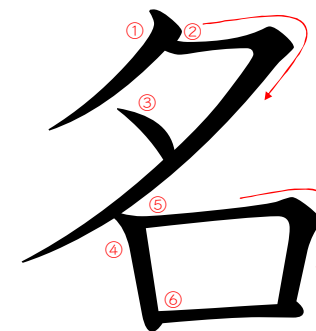
木

The character '木' is written in a bold, black, traditional style. Red numbers 1 through 4 and red arrows indicate the stroke order: 1. top horizontal line right, 2. top horizontal line right (continuation of stroke 1), 3. diagonal line down from the middle of stroke 2 to the bottom right, 4. diagonal line down from the middle of stroke 3 to the bottom right.

本

The character '本' is written in a bold, black, traditional style. Red numbers 1 through 5 and red arrows indicate the stroke order: 1. top horizontal line right, 2. top horizontal line right (continuation of stroke 1), 3. diagonal line down from the middle of stroke 2 to the bottom right, 4. diagonal line down from the middle of stroke 3 to the bottom right, 5. bottom horizontal line right.

名

The character '名' is written in a bold, black, traditional style. Red numbers 1 through 6 and red arrows indicate the stroke order: 1. top horizontal line right, 2. top horizontal line right (continuation of stroke 1), 3. diagonal line down from the middle of stroke 2 to the bottom right, 4. diagonal line down from the middle of stroke 3 to the bottom right, 5. middle horizontal line right, 6. bottom horizontal line right.

